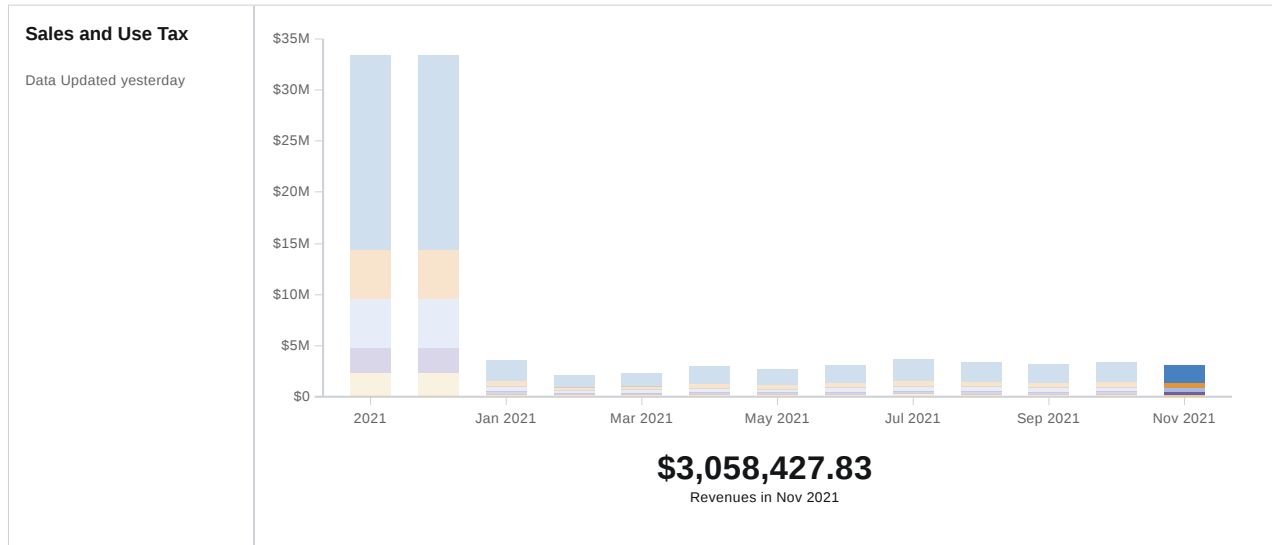


Sales & Use Tax YTD Summary

November 2021 Collections By Revenue



All Funds - Sales and Use Tax Collected through November 2021



Category	Nov 2021
General Fund	\$1,747,325.09
2015 Sales Tax Parks and Multi...	\$437,137.21
2019 Sales Tax Fund	\$437,137.21
2005 Parks, Open Space And T...	\$218,414.16
2005 Debt Service Capital Impr...	\$218,414.16

Month	FY2021
January	\$3,551,287.98
February	\$2,179,446.69
March	\$2,337,545.98
April	\$2,965,838.49
May	\$2,670,544.53
June	\$3,036,753.78
July	\$3,666,516.63
August	\$3,394,634.33
September	\$3,145,894.72
October	\$3,377,250.35
November	\$3,058,427.83
December	\$0.00

Sales and Use Tax Collected through November 2021 by Fund - POSITIVE

Figures above include the General Fund, 2019 Sales Tax, Parks and Recreation Complex Trails (2015 Sales Tax), both quarter cent Sales Tax of the 2005 Parks, Open Space and Trails, and the 2005 Capital Improvement Fund used for Debt Service payments for the Library and Florida Rd.

Cumulative through 2021:

- Historical collections 88% of budget, or approximately \$25.5 Million.
- Current collections at 115% of budget or approximately \$33.4 Million.
- Variance is ahead 27% or approximately \$7.8 Million.
- Hardware & Lumber, Grocery & Drug, Restaurants & Taverns, and Misc. Retail Department Stores, continue to drive up the total Sales Tax Collections actuals through November.

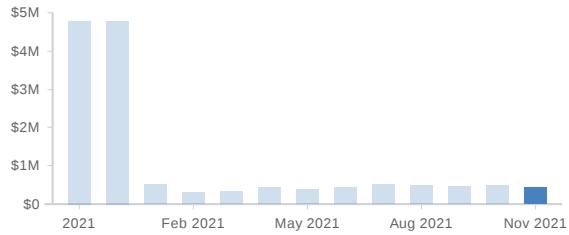


General Fund - POSITIVE

Cumulative through November 2021:

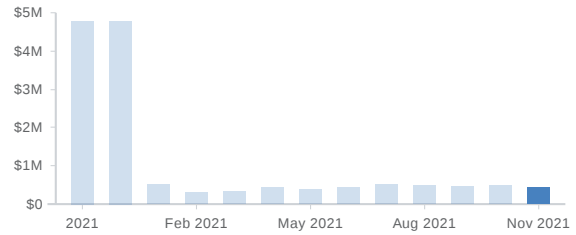
- Historical collections are 88% or approximately \$14.6 Million of total budgeted revenues.
- Currently collections are at 115% collected or approximately \$19 Million.
- Variance is ahead 27% or \$4.5 Million.

2019 Sales Tax- Streets Sales & Use



\$437,137.21
Revenues in Nov 2021

2015 Parks & Multimodal Sales and Use Tax



\$437,137.21
Revenues in Nov 2021

2019 Sales Tax Streets - POSITIVE

The purposes of this one half cent tax is funding the construction, operation and maintenance of streets, alleys, curbs, gutters, sidewalks and related street improvements with proposed expenditures being first submitted to a citizen advisory board for a recommendation to city council.

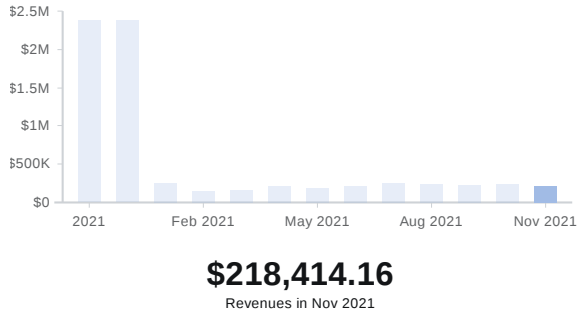
The revenue collections mirror the general fund percent collected.

2015 Parks and Multimodal - POSITIVE

The purposes of this one half cent sales and use tax is to fund the costs of the construction, operations, or maintenance of recreation facilities, parks, trails, pedestrian and bicycle improvements, maintenance facilities used by the Parks and Recreation Department, and the urban forest; with all expenditure based on the recommendations of a citizens advisory board to the City Council.

The revenue collections mirror the general fund percent collected.

2005 - POST Sales and Use Tax



2005 - Debt Service Capital Improvements



2005 POST - POSITIVE

The purpose of this quarter cent sales and use tax is to finance the preservation, acquisition, and maintenance of natural lands including, but not limited to, land to preserve water quality in rivers and streams, wildlife habitat, land for hiking and biking, and the creation and maintenance of parks and trails with all program expenditures being first submitted to a citizen advisory board for a recommendation to the City Council.

The revenue collections mirror the general fund percent collected.

2005 Debt Service - POSITIVE

The purpose of this quarter cent sales and use tax is to finance the capital improvements, including but not limited to, a new library and road, sidewalk and associated improvements to enhance driver, pedestrian and bicycle safety.

The revenue collections mirror the general fund percent collected.

Lodgers Tax Revenue Collections

Data Updated yesterday



Lodgers' Tax Fund Revenue - POSITIVE

Through November 2021:

- Currently collections are approximately \$1.4 M over total budgeted revenues. Lodgers' Tax is steadily rebounding as tourism increases.
- In July 2021, the tax rate increased from 2.0% to 5.25% in which resulted in an increased collection.



OpenGov